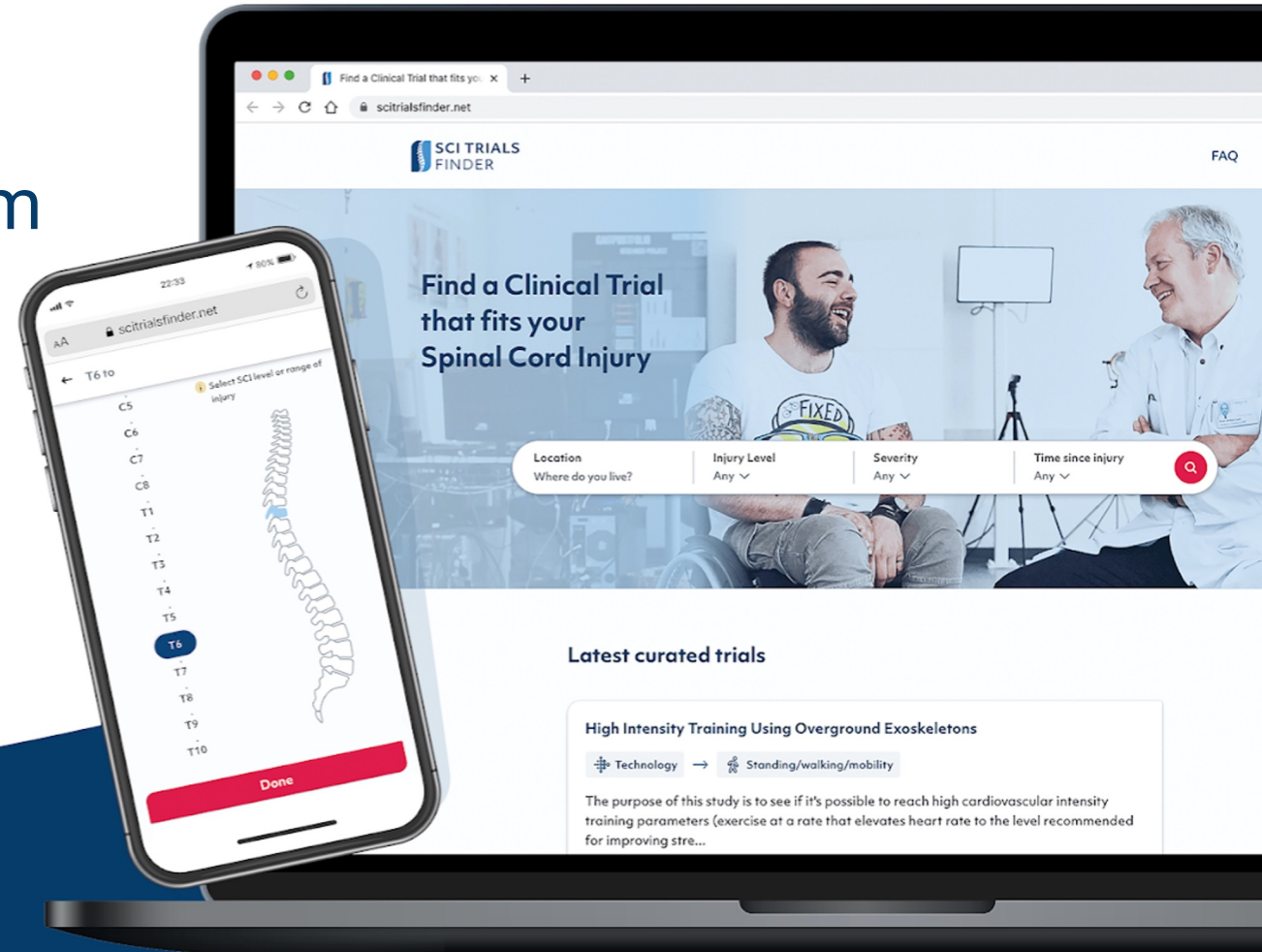




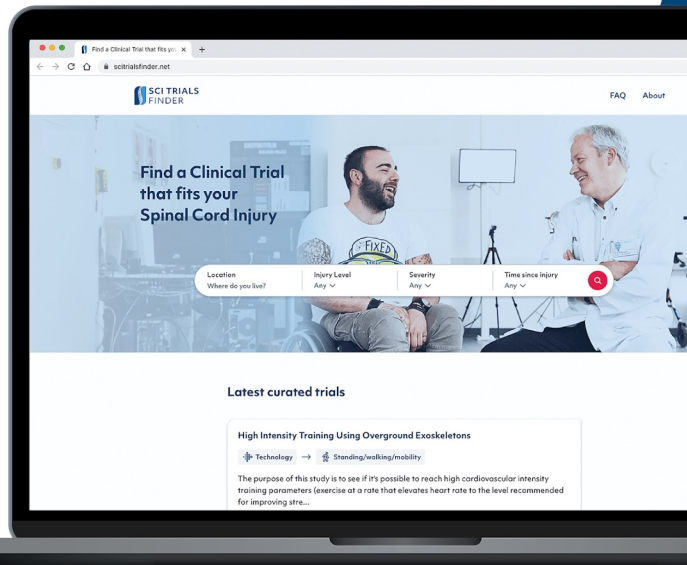
SCITrialsFinder Interactive Platform

Paulina S Scheuren, PhD

*Postdoctoral Fellow
ICORD, University of British Columbia*



Matching people with Spinal Cord Injury & Clinical Trials.



The need for SCITrialsFinder.net

- Provide a better experience when using **online resources to identify relevant clinical trials** for persons with SCI and their families
- Increase **transparency/understanding** of goals of clinical trials
- Improve **coordination between stakeholders** (clinicians, researchers, educators, individuals with SCI)
- **Facilitate recruitment** for SCI clinical trials

Find a clinical trial that fits your spinal cord injury

The SCI Trials Finder matches people with spinal cord injuries and clinical trials. It helps people to easily locate, understand and participate in clinical trials that fit their situation.

- ✓ **Trials carefully curated** by experienced clinical investigators
- ✓ Written in **common language**
- ✓ **Instant notifications** about new trials without registration
- ✓ **Seamless contact** to trial locations through a secure form





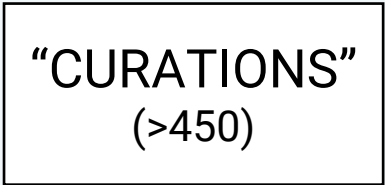
n=504,145



SCI trials (n=1,594)



interventional, neurorestorative,
pain, spasticity



Recruiting now/soon
(n=225)



Expert Curation Committee
(ECC)



Selection, organization &
presentation of information
using expert knowledge

The team behind SCI Trials Finder



Jane Hsieh, MSc
Wings for Life



Lisa Beck, APRN, MS
Mayo Clinic



Andy Blight, PhD
Acorda Therapeutics (ret.)



Kris Cowley, PhD
University of Manitoba



Anne M Bryden, PhD
MetroHealth



Trevor Dyson-Hudson, MD
Kessler Foundation



Linda Jones, PT, PhD
Thomas Jefferson University



Dan Lammertse, MD
Craig Hospital (ret.)



Kent C New, MD, PhD
Ascension St. Vincent's Neurosurgery



Andrew Park, MD
Craig Hospital



Sam Maddox
SCI Science Reporter



Paulina S Scheuren, PhD
International Collaboration on Repair
Discoveries



Melina Giagiozis, MSc
Balgrist University Hospital

Tools for all SCI stakeholders



Patient & Caregiver

search for trials and read brief common language summaries (curations) created by an expert curation committee

SCI Clinical
Trials



Healthcare Professionals

access curations for more efficient discussions with interested patients



Scientific Community


use various tools to understand the clinical trial landscape in real time

AIM: Provide an interactive tool to explore SCI clinical trial landscape in real time.

Provide filtering options for specific interests:



trial locations
visitor locations



Injury characteristics
(timing, level, severity)

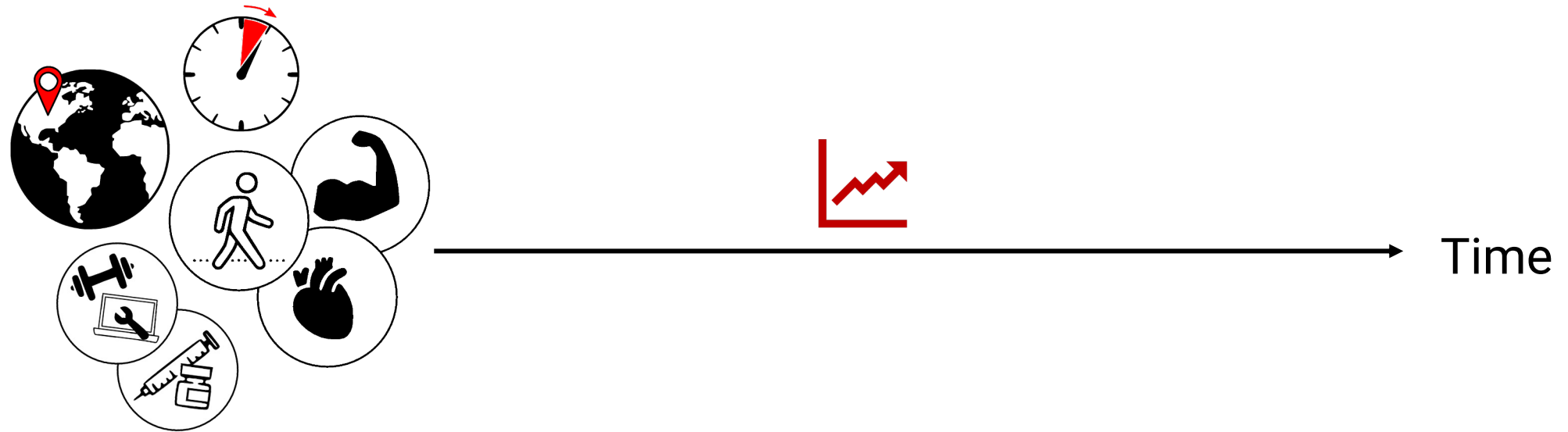


Interventions



Potential Benefits
Outcome Measures

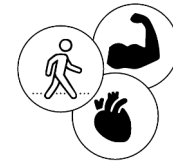
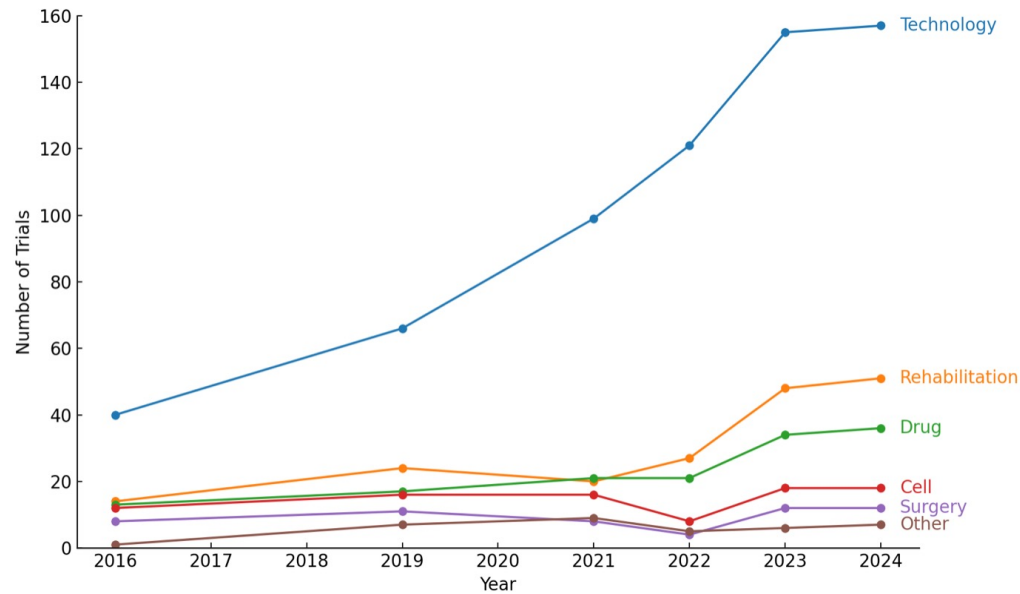
OUTLOOK: Identifying trends in SCI clinical trials



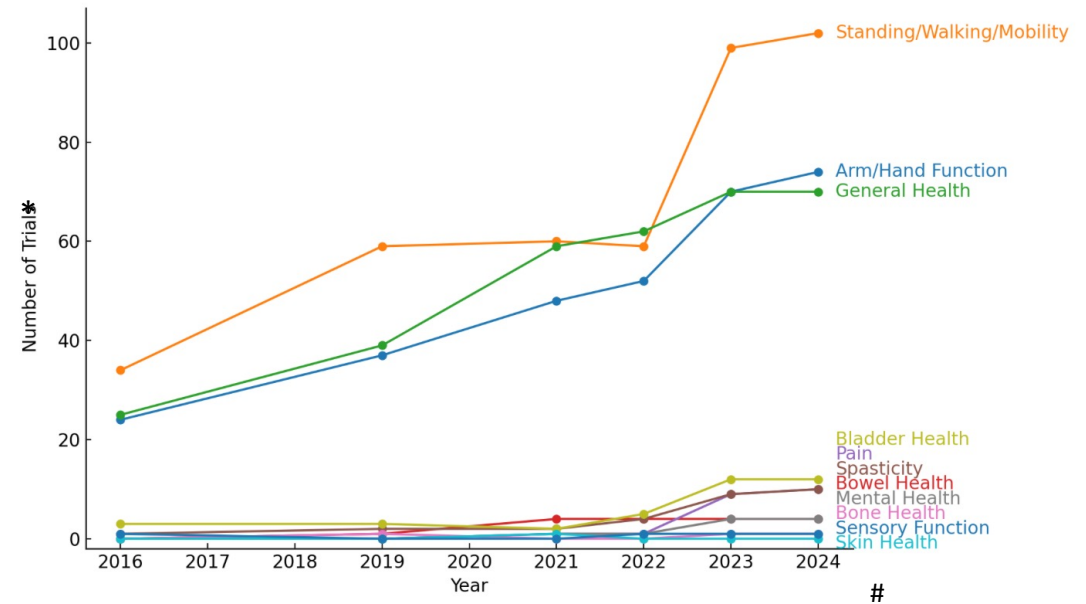
OUTLOOK: interactive trends in SCI clinical trials



INTERVENTIONS



POTENTIAL BENEFITS



→ Filtering options (location, time, severity, level, etc..)

OUTLOOK: interactive trends in SCI clinical trials

OUTCOME MEASURES

General Eligibility Trial type Potential benefits **Outcome measures**
Source: clinicaltrials.gov [Show all versions](#)

Outcome measures

10 Meter Walking Test (10MWT) x

American Spinal Injury Association Impairment Scale (AIS): Inter... x

European Quality of Life Five Dimension Five Level Scale (EQ-5D... x

Motor evoked potential x

Sensory evoked potentials (including mixed and dermatomal, mS... x

Surface Electromyography (sEMG) x Tardieu Scale x

Walking Index for Spinal Cord Injury (WISCI) and WISCI II x

Primary outcome measures

Measure: Spinal Cord Injury - Trunk Control Test (SCI-TCT)
Time Frame: Week 17
Description: It measures 4 simple aspect of trunk movement: 1) rolling to weak side; 2) rolling to strong side; 3) balance in sitting position; 4) sit up from lying down. The final score ranges from 0 (minimum) to 100 (maximum, indicating better performance)

Measure: Walking Index in Spinal Cord Injury-II (WISCI-II)
Time Frame: Week 17
Description: It is an ordinal scale of 20 items assessing the amount of physical assistance needed, as well as device required, for walking following paralysis that results from spinal cord injury. Final score ranges from 0 (minimum) to 20 (maximum, indicating better performance).

Measure: 10-Meter Walk Test (10MWT)
Time Frame: Week 17
Description: It measures walking speed when subject walks at comfortable speed, covered in the distance of 10 meters. Higher result indicates higher walking speed/better performance.

Measure: Central motor conduction time (CMCT)
Time Frame: Week 17
Description: Measured by transcranial magnetic stimulation (TMS). It is calculated by subtracting the peripheral conduction time (PMCT) from motor evoked potential (MEP) latency elicited by TMS to the motor cortex. Higher results indicates longer central motor conduction time and poor performance.

Measure: International standards for Neurological Classification of SCI (ISNCSCI)
Time Frame: Week 17
Description: The test is to define and describe the extent and severity of a patient's spinal cord injury. The patient's grade is based on how much sensation he or she can feel at multiple points on the body, as well as tests of motor function. The results ranged from A (worst- complete lack of motor and sensory function below the level of injury) to E (best, all neurologic function has returned)

Secondary outcome measures

Measure: EQSD
Time Frame: Week 17
Description: EQSD is an instrument which evaluates the generic quality of life developed in Europe and widely used. It has one question for each of the five dimensions that include mobility, self-care, usual activities, pain/discomfort, and anxiety/depression, each dimension scored from 1 to 5, the higher score indicates worse performance.

Measure: Modified Tardieu Scale
Time Frame: Week 17
Description: Modified Tardieu Scale is to measure if there is spasticity present in a person's muscle and its response to movement. It will be measured for Quadriceps, Hamstrings, Gastrocnemius. A large difference between R1 and R2 suggests a large dynamic component with a greater capacity for change or improvement. A small difference between R1 and R2 suggests a predominantly fixed contracture in the muscle with a poorer capacity for change

Measure: EMG measurement and Somatosensory Evoked Potential (SSEP)
Time Frame: Week 17
Description: EMG from Quadriceps, Tibialis Anterior, Gastrocnemius, Rectus Abdominis, Erector Spinae, Gluteus Maximus will be measured. Somatosensory Evoked Potential (SSEP) is to evaluate the somatosensory pathway from the lower limbs.

Final testing will be performed after

18 weeks.

→ Filtering options (interventions, benefits, location, time, severity, level, etc..)

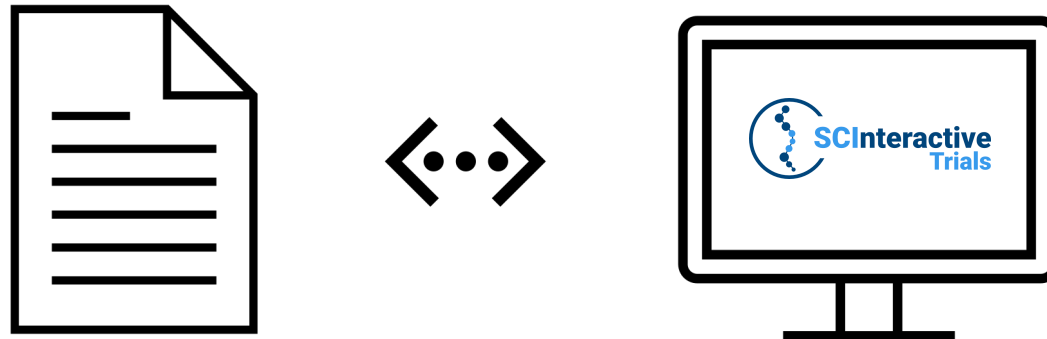
OUTLOOK: linking to published trial results

OPEN ACCESS Freely available online

PLOS ONE

Linking ClinicalTrials.gov and PubMed to Track Results of Interventional Human Clinical Trials

Vojtech Huser^{*}, James J. Cimino



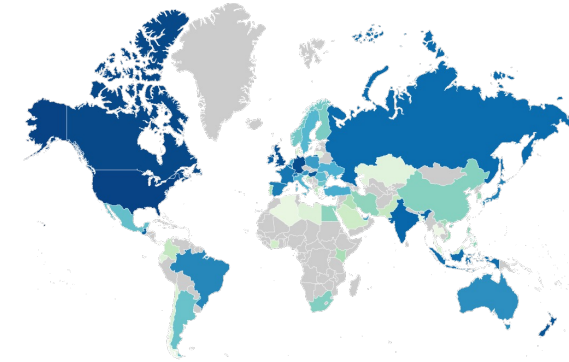
OUTLOOK: interactive website analytics to complement static quarterly reports



Melina Giagiozis





Visitor Analytics (location, trials viewed, etc.)




Trial inquiries

...

 Trial recruitment status
Recruiting

 Trial start date
8 Aug 2023

 Organisation
Shirley Ryan AbilityLab

[Get in touch](#)

Thank you for your attention!

scitrialsfinder.net



Questions or suggestions? We want to hear your feedback!

Do you have suggestions on how to improve the SCI Trials Finder? Or a specific question our [FAQs](#) don't answer? If you like the page, please share it and send us a thumbs up.

Contact us

paulina.scheuren@ubc.ca

The team behind SCI Trials Finder



Jane Hsieh, Msc
Wings for Life



Lisa Beck, APRN, MS
Mayo Clinic



Andy Blight, PhD
Acorda Therapeutics (ret.)



Kris Cowley, PhD
University of Manitoba



Anne M Bryden, PhD
MetroHealth




Trevor Dyson-Hudson, MD
Kessler Foundation



Linda Jones, PT, PhD
Thomas Jefferson University



Dan Lammertse, MD
Craig Hospital (ret.)




Kent C New, MD, PhD
Ascension St. Vincent's Neurosurgery



Andrew Park, MD
Craig Hospital



Sam Maddox
SCI Science Reporter



Paulina S Scheuren, PhD
International Collaboration on Repair Discoveries



Melina Giagiozis, MSc
Balgrist University Hospital

Thanks to former members

John Steeves, PhD
Jamie Borisoff, PhD
Rachel Cowan, PhD

Robin Lütolf, PhD
Thomas Egger, MSc

... and previous sponsors!



Proudly supported by

